



### Synonym

B6R (MPXV)

### Source

Monkeypox virus (Democratic Republic of the Congo) B6R Protein, His Tag (B6R-M52H3) is expressed from human 293 cells (HEK293). It contains AA Thr 20 - His 279 (Accession # EPI\_ISL\_19093812, GISAID).

Predicted N-terminus: Thr 20

### Molecular Characterization

This protein carries a polyhistidine tag at the C-terminus.

The protein has a calculated MW of 30.7 kDa. The protein migrates as 40-43 kDa when calibrated against [Star Ribbon Pre-stained Protein Marker](#) under reducing (R) condition (SDS-PAGE) due to glycosylation.

### Endotoxin

Less than 1.0 EU per µg by the LAL method / rFC method.

### Purity

>90% as determined by SDS-PAGE.

### Formulation

Lyophilized from 0.22 µm filtered solution in PBS, pH7.4 with trehalose as protectant.

Contact us for customized product form or formulation.

### Reconstitution

Please see Certificate of Analysis for specific instructions.

*For best performance, we strongly recommend you to follow the reconstitution protocol provided in the CoA.*

### Storage

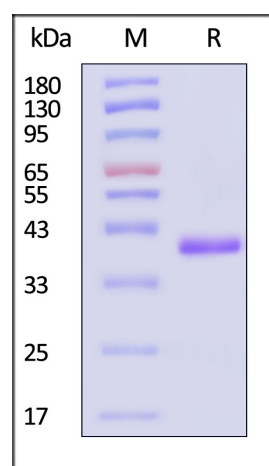
For long term storage, the product should be stored at lyophilized state at -20°C or lower.

*Please avoid repeated freeze-thaw cycles.*

This product is stable after storage at:

- -20°C to -70°C for 12 months in lyophilized state;
- -70°C for 3 months under sterile conditions after reconstitution.

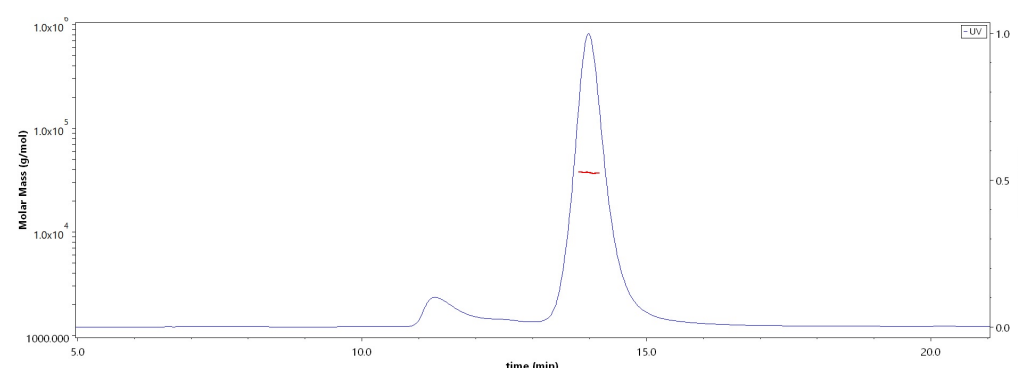
### SDS-PAGE



Monkeypox virus (Democratic Republic of the Congo) B6R Protein, His Tag on SDS-PAGE under reducing (R) condition. The gel was stained with Coomassie Blue. The purity of the protein is greater than 90% (With [Star Ribbon Pre-stained Protein Marker](#)).

### Bioactivity-ELISA

### SEC-MALS



The purity of Monkeypox virus (Democratic Republic of the Congo) B6R Protein, His Tag (Cat. No. B6R-M52H3) is more than 85% and the molecular weight of this protein is around 30-50 kDa verified by SEC-MALS. [Report](#)

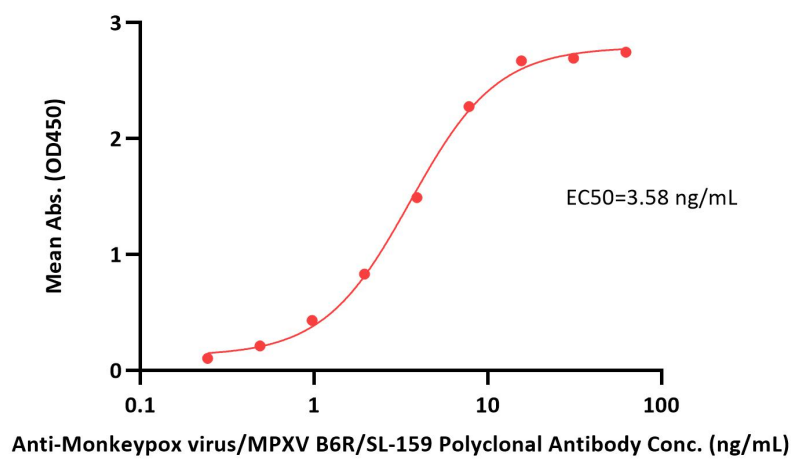
Discounts, Gifts,  
and more!





## Monkeypox virus (Democratic Republic of the Congo) B6R Protein, His Tag ELISA

0.1 µg of Monkeypox virus (Democratic Republic of the Congo) B6R Protein, His Tag per well



Immobilized Monkeypox virus (Democratic Republic of the Congo) B6R Protein, His Tag (Cat. No. B6R-M52H3) at 1 µg/mL (100 µL/well) can bind Anti-Monkeypox virus/MPXV B6R/SL-159 Polyclonal Antibody with a linear range of 0.2-8 ng/mL (QC tested).

## Background

Monkeypox is a rare zoonosis caused by monkeypox virus, which has become the most serious orthopoxvirus and consists of complex double stranded DNA. The pathogenesis of monkeypox is that the virus invades the body from respiratory mucosa, multiplies in lymphocytes, and incurs into blood producing transient venereal toxemia. After the virus multiplies in cells, the cells can invade the blood and propagate to the skin of the whole body, causing lesions. B6R, located both on the membranes of infected cells and on the enveloped virion (EV) envelope, is similar to the complement control protein-like B5R of the vaccinia virus.

Discounts, Gifts,  
and more!

