



Synonym

TNFRSF17,CD269,BCM,BCMA

Source

Mouse BCMA, Fc Tag(BCA-M5258) is expressed from human 293 cells (HEK293). It contains AA Met 1 - Thr 49 (Accession # [O88472-1](#)).

Predicted N-terminus: Met 1

Molecular Characterization

BCMA(Met 1 - Thr 49) O88472-1	Fc(Pro 100 - Lys 330) P01857
----------------------------------	---------------------------------

This protein carries a human IgG1 Fc tag at the C-terminus.

The protein has a calculated MW of 32.1 kDa. The protein migrates as 36 kDa under reducing (R) condition (SDS-PAGE) due to O-linked glycosylation which has been verified by O-Glycosidase and Neuraminidase digestion.

Endotoxin

Less than 1.0 EU per µg by the LAL method / rFC method.

Purity

>95% as determined by SDS-PAGE.

Formulation

Lyophilized from 0.22 µm filtered solution in

Tris with Glycine, Arginine and NaCl, pH7.5 with trehalose as protectant.

Contact us for customized product form or formulation.

Reconstitution

Please see Certificate of Analysis for specific instructions.

For best performance, we strongly recommend you to follow the reconstitution protocol provided in the CoA.

Storage

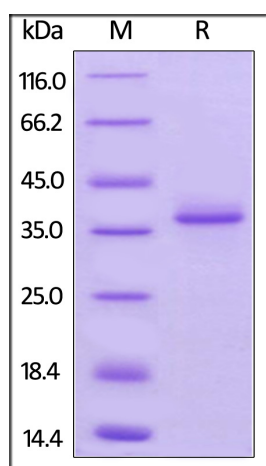
For long term storage, the product should be stored at lyophilized state at -20°C or lower.

Please avoid repeated freeze-thaw cycles.

This product is stable after storage at:

- -20°C to -70°C for 12 months in lyophilized state;
- -70°C for 3 months under sterile conditions after reconstitution.

SDS-PAGE

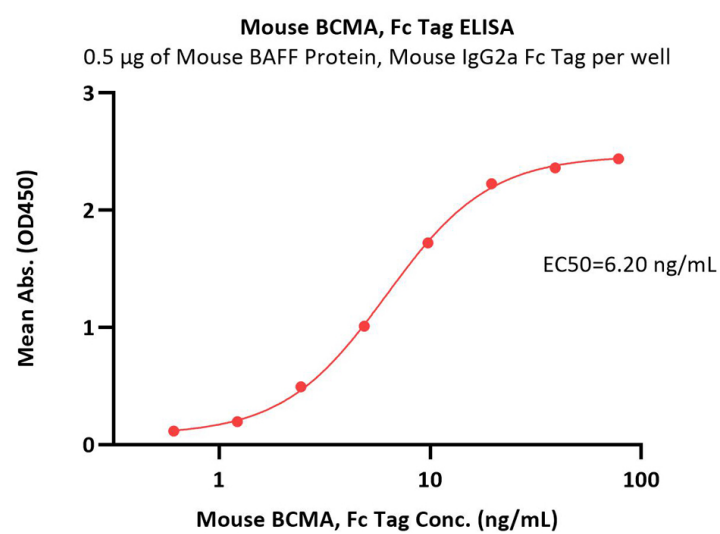


Mouse BCMA, Fc Tag on SDS-PAGE under reducing (R) condition. The gel was stained with Coomassie Blue. The purity of the protein is greater than 95%.

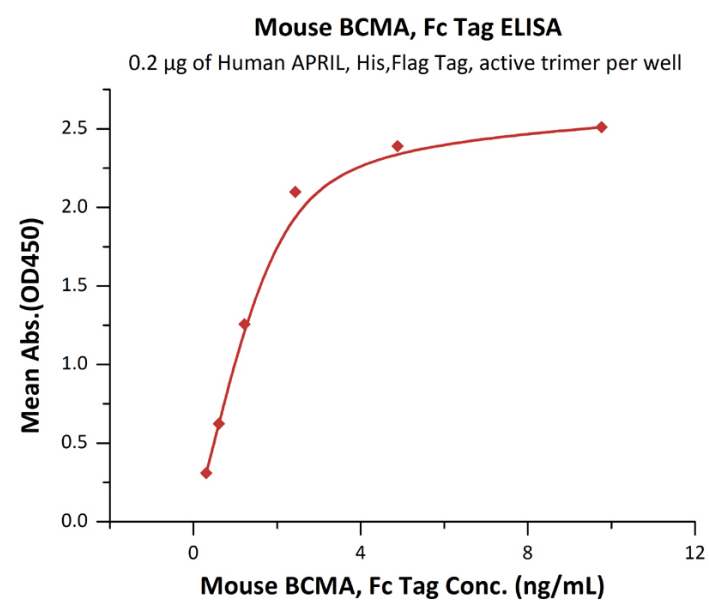
Bioactivity-ELISA

Discounts, Gifts,
and more!





Immobilized Mouse BAFF, Mouse IgG2a Fc Tag (Cat. No. BAF-M5257) at 5 µg/mL (100 µL/well) can bind Mouse BCMA, Fc Tag (Cat. No. BCA-M5258) with a linear range of 2-20 ng/mL (QC tested).



Immobilized Human APRIL, His,Flag Tag, active trimer (Cat. No. APL-H52D1) at 2 µg/mL (100 µL/well) can bind Mouse BCMA, Fc Tag (Cat. No. BCA-M5258) with a linear range of 0.3-2 ng/mL (Routinely tested).

Background

Tumor necrosis factor receptor superfamily member 17 (TNFRSF17) is also known as B-cell maturation protein (BCMA), CD antigen CD269, which is a member of the TNF-receptor superfamily. TNFRSF17 contains one TNFR-Cys repeat. TNFRSF17 is expressed in mature B-cells, but not in T-cells or monocytes. TNFRSF17 is receptor for TNFSF13B/BLyS/BAFF and TNFSF13/APRIL. TNFRSF17 promotes B-cell survival and plays a role in the regulation of humoral immunity. TNFRSF17 can activate NF-kappa-B and JNK.

Discounts, Gifts,
and more!

