



Specificity

Specifically recognizes Eurbulin.

Source

Monoclonal Anti-Eribulin Antibody, Rabbit IgG (1M1G11) is a Rabbit monoclonal antibody recombinantly expressed from HEK293 cells.

Clone

1M1G11

Isotype

Rabbit IgG | Rabbit Kappa

Conjugate

Unconjugated

Immunogen

Eribulin

Application

| Application | Recommended Usage |
|-------------|-------------------|
| ELISA | 1-500 ng/mL |

Purification

Protein A purified / Protein G purified

Formulation

Lyophilized from 0.22 µm filtered solution in PBS, pH7.4 with trehalose as protectant.

Contact us for customized product form or formulation.

Reconstitution

Please see Certificate of Analysis for specific instructions.

For best performance, we strongly recommend you to follow the reconstitution protocol provided in the CoA.

Storage

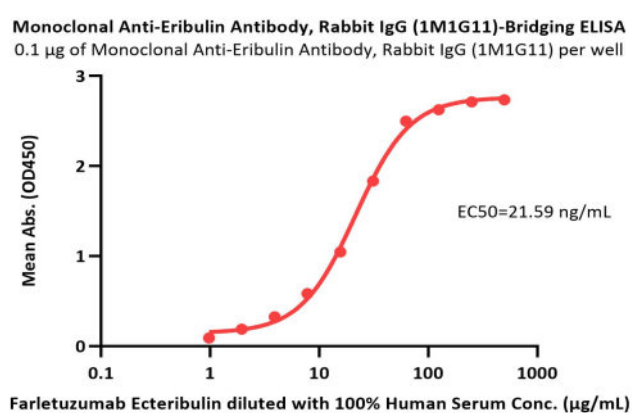
For long term storage, the product should be stored at lyophilized state at -20°C or lower.

Please avoid repeated freeze-thaw cycles.

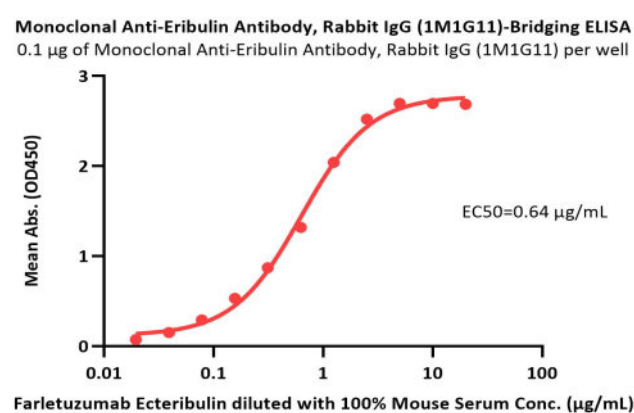
This product is stable after storage at:

- -20°C to -70°C for 12 months in lyophilized state;
- -70°C for 3 months under sterile conditions after reconstitution.

Bioactivity-ELISA



Immobilized Monoclonal Anti-Eribulin Antibody, Rabbit IgG (1M1G11) (Cat. No. ERN-MY2012b) at 1 µg/mL, add Farletuzumab Ecteribulin in the 100% Human Serum and then add Biotinylated Human FOLR1, His,Avitag (Cat. No. FO1-H82E2) at 1.5 µg/mL. Detection was performed using HRP-conjugated Streptavidin (Acro, Cat. No. STN-NH913) (QC tested).



Immobilized Monoclonal Anti-Eribulin Antibody, Rabbit IgG (1M1G11) (Cat. No. ERN-MY2012b) at 1 µg/mL (100 µL/well) can bind Farletuzumab Ecteribulin diluted with 100% Mouse Serum with a linear range of 0.02-1.25 µg/mL (Routinely tested).

Discounts, Gifts, and more!

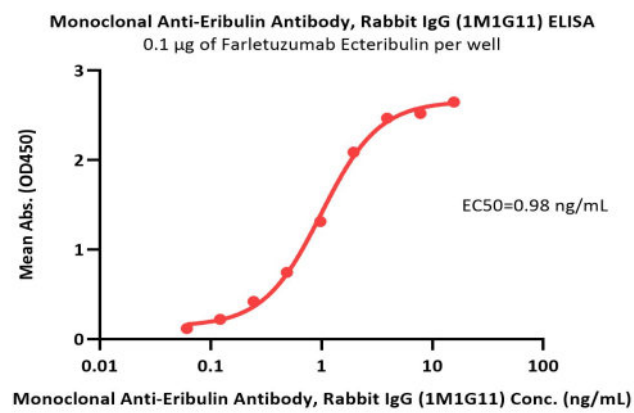


Monoclonal Anti-Eribulin Antibody, Rabbit IgG (1M1G11)

Catalog # ERN-MY2012b



BIOSYSTEMS
Acro



Immobilized Farletuzumab Ecteribulin at 1 µg/mL (100 µL/well) can bind Monoclonal Anti-Eribulin Antibody, Rabbit IgG (1M1G11) (Cat. No. ERN-MY2012b) with a linear range of 0.06-2 ng/mL (Routinely tested).

Background

Eribulin is a synthetic analogue of the macrocyclic polyether halichondrin B, which was originally isolated from the Asian sea sponge *Halichondria okadai*. Eribulin binds specifically to the β -tubulin subunit on the (+) end of the microtubule and potently inhibits elongation of the formed microtubule, while having little or no effect on microtubule depolymerization. Eribulin's potent antimitotic activity and nonmitotic effects on tumor biology make it an interesting candidate for investigation as a MTA payload for ADCs.

Discounts, Gifts,
and more!



www.acrobiosystems.com

5/20/2025