



Synonym

Flt-3, Flk-2, STK-1, CD135, FLK2, FLT-3

Source

Human Flt-3, His Tag(FL3-H52H6) is expressed from human 293 cells (HEK293). It contains AA Asn 27 - Ser 543 (Accession # [P36888-1](#)).

Molecular Characterization

Flt-3(Asn 27 - Ser 543)
P36888-1 Poly-his

This protein carries a polyhistidine tag at the C-terminus.

The protein has a calculated MW of 60.4 kDa. The protein migrates as 70-90 kDa when calibrated against [Star Ribbon Pre-stained Protein Marker](#) under reducing (R) condition (SDS-PAGE) due to glycosylation.

Endotoxin

Less than 1.0 EU per µg by the LAL method.

Purity

>95% as determined by SDS-PAGE.

>90% as determined by SEC-MALS.

Formulation

Lyophilized from 0.22 µm filtered solution in PBS, pH7.4 with trehalose as protectant.

Contact us for customized product form or formulation.

Reconstitution

Please see Certificate of Analysis for specific instructions.

For best performance, we strongly recommend you to follow the reconstitution protocol provided in the CoA.

Storage

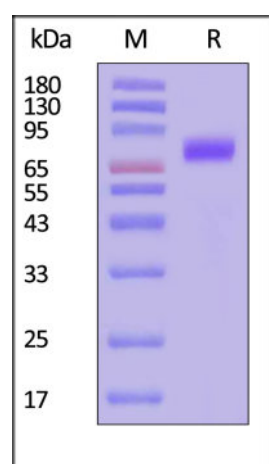
For long term storage, the product should be stored at lyophilized state at -20°C or lower.

Please avoid repeated freeze-thaw cycles.

This product is stable after storage at:

- -20°C to -70°C for 12 months in lyophilized state;
- -70°C for 3 months under sterile conditions after reconstitution.

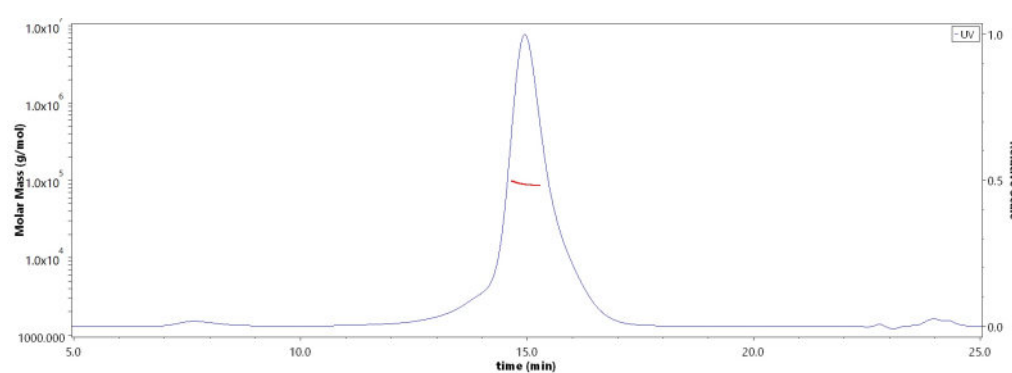
SDS-PAGE



Human Flt-3, His Tag on SDS-PAGE under reducing (R) condition. The gel was stained with Coomassie Blue. The purity of the protein is greater than 95% (With [Star Ribbon Pre-stained Protein Marker](#)).

Bioactivity-ELISA

SEC-MALS

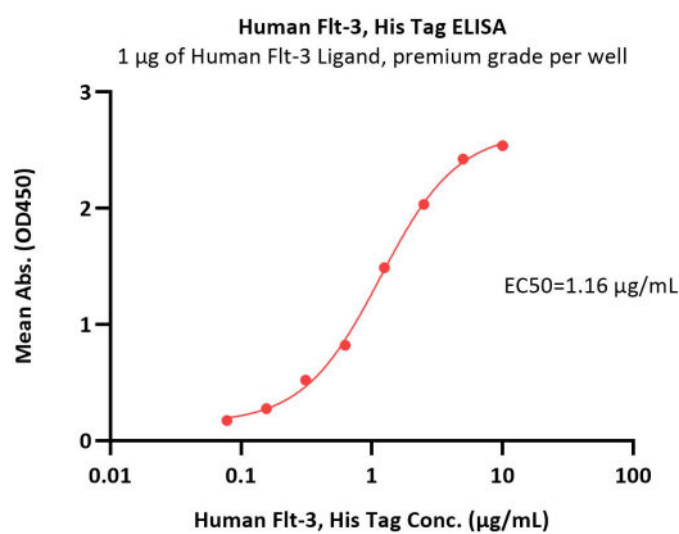


The purity of Human Flt-3, His Tag (Cat. No. FL3-H52H6) is more than 90% and the molecular weight of this protein is around 78-95 kDa verified by SEC-MALS.

[Report](#)

Discounts, Gifts,
and more!





Immobilized Human Flt-3 Ligand, premium grade (Cat. No. FLL-H5218) at 10 μ g/mL (100 μ L/well) can bind Human Flt-3, His Tag (Cat. No. FL3-H52H6) with a linear range of 0.078-1.25 μ g/mL (QC tested).

Background

Flt-3(Receptor-type tyrosine-protein kinase FLT3) is also known as FLK-2(Fetal liver kinase-2), STK-1(Stem cell tyrosine kinase 1), CD135. FLT3 is a cytokine receptor which belongs to the receptor tyrosine kinase class III. Tyrosine-protein kinase that acts as cell-surface receptor for the cytokine FLT3LG and regulates differentiation, proliferation and survival of hematopoietic progenitor cells and of dendritic cells. Promotes phosphorylation of SHC1 and AKT1, and activation of the downstream effector MTOR. Promotes activation of RAS signaling and phosphorylation of downstream kinases, including MAPK1/ERK2 and/or MAPK3/ERK1. Mutations that cause constitutive kinase activity promote cell proliferation and resistance to apoptosis via the activation of multiple signaling pathways.

Clinical and Translational Updates

Discounts, Gifts,
and more!

