



Synonym

Nucleocapsid protein, NP, Protein N

Source

SARS-CoV-2 Nucleocapsid protein, His Tag (BA.4/Omicron) (NUN-C52Hw) is expressed from human 293 cells (HEK293). It contains AA Met 1 - Ala 419 (Accession # [QHO62115.1](#) (P13L, ERS31-33del, P151S, R203K, G204R, S413R)). The mutations are identified on the SARS-CoV-2 Omicron variant (Pango lineage: BA.4; GISAID clade: GRA).

Predicted N-terminus: Met 1

Molecular Characterization

This protein carries a polyhistidine tag at the C-terminus.

The protein has a calculated MW of 47.1 kDa. The protein migrates as 55-60 kDa under reducing (R) condition (SDS-PAGE) due to glycosylation.

Endotoxin

Less than 1.0 EU per µg by the LAL method / rFC method.

Purity

>90% as determined by SDS-PAGE.

Formulation

Lyophilized from 0.22 µm filtered solution in PBS, 0.2 M Arginine, pH7.4 with trehalose as protectant.

Contact us for customized product form or formulation.

Reconstitution

Please see Certificate of Analysis for specific instructions.

For best performance, we strongly recommend you to follow the reconstitution protocol provided in the CoA.

Storage

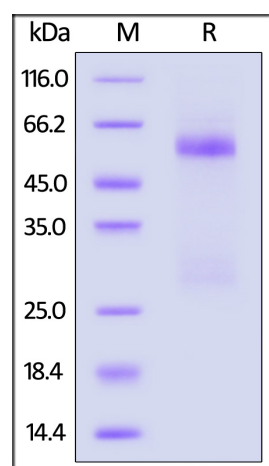
For long term storage, the product should be stored at lyophilized state at -20°C or lower.

Please avoid repeated freeze-thaw cycles.

This product is stable after storage at:

- -20°C to -70°C for 12 months in lyophilized state;
- -70°C for 3 months under sterile conditions after reconstitution.

SDS-PAGE



SARS-CoV-2 Nucleocapsid protein, His Tag (BA.4/Omicron) on SDS-PAGE under reducing (R) condition. The gel was stained with Coomassie Blue. The purity of the protein is greater than 90%.

Bioactivity-ELISA

Discounts, Gifts,
and more!



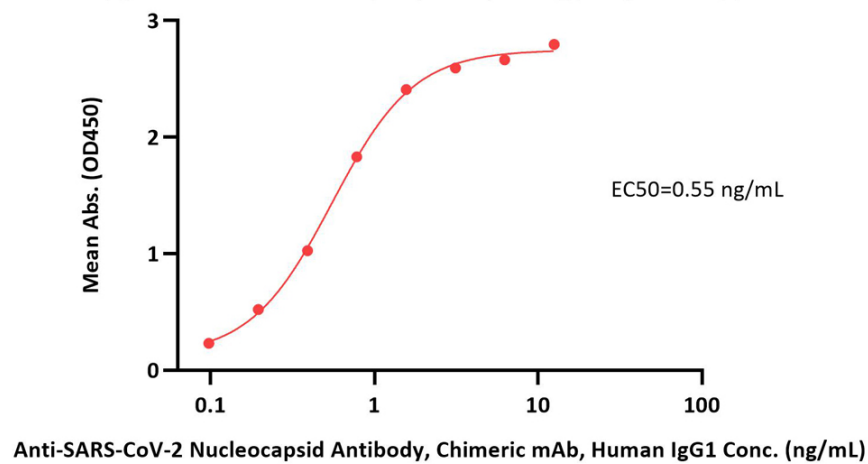
SARS-CoV-2 Nucleocapsid protein, His Tag (BA.4/Omicron)

Catalog # NUN-C52Hw

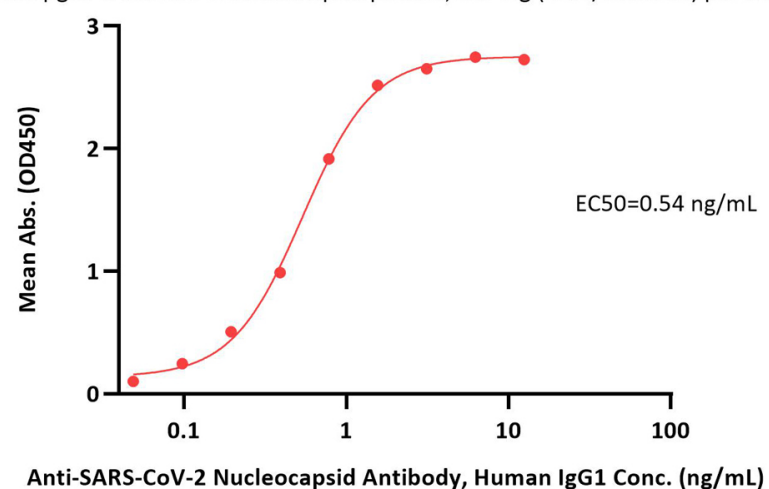


BIOSYSTEMS
Acro

SARS-CoV-2 Nucleocapsid protein, His Tag (BA.4/Omicron) ELISA
0.1 µg of SARS-CoV-2 Nucleocapsid protein, His Tag (BA.4/Omicron) per well



SARS-CoV-2 Nucleocapsid protein, His Tag (BA.4/Omicron) ELISA
0.1 µg of SARS-CoV-2 Nucleocapsid protein, His Tag (BA.4/Omicron) per well



Immobilized SARS-CoV-2 Nucleocapsid protein, His Tag (BA.4/Omicron) (Cat. No. NUN-C52Hw) at 1 µg/mL (100 µL/well) can bind Anti-SARS-CoV-2 Nucleocapsid Antibody, Chimeric mAb, Human IgG1 (Cat. No. NUN-CH15) with a linear range of 0.1-2 ng/mL (QC tested).

Immobilized SARS-CoV-2 Nucleocapsid protein, His Tag (BA.4/Omicron) (Cat. No. NUN-C52Hw) at 1 µg/mL (100 µL/well) can bind Anti-SARS-CoV-2 Nucleocapsid Antibody, Human IgG1 (Cat. No. NUN-CH14) with a linear range of 0.1-2 ng/mL (Routinely tested).

Background

Nucleocapsid (N) protein is the most abundant protein found in coronavirus. CoV N protein is a highly immunogenic phosphoprotein important for viral genome replication and modulation of cell signaling pathways. It was first identified by a research team while they were screening for ADP-ribosylated proteins during coronavirus (CoV) infection (Grünwald M. E., et al. 2017, *Virology*; 517: 62-68). The array of diverse functional activities accommodated in N protein makes it more than a structural protein but also an interesting target in the development of antiviral therapeutics. Because of the conservation of N protein sequence and its strong immunogenicity, N protein of coronavirus is chosen as a diagnostic tool.

Discounts, Gifts,
and more!



www.acrobiosystems.com

4/21/2025