



Synonym

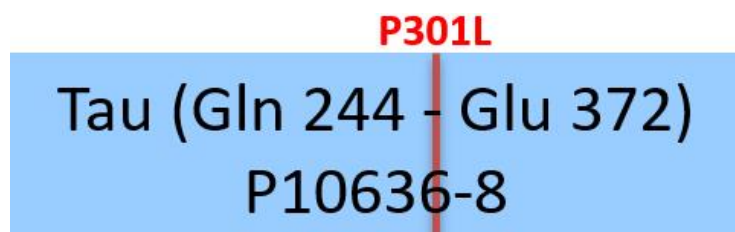
DDPAC,FTDP-17,MAPT,MSTD,MTBT1,Tau,PHF-tau,TAU

Source

Human Tau-441 K18 (P301L) Pre-formed Fibrils Protein, Tag Free(TAU-H5113) is expressed from E. coli cells. It contains AA Gln 244 - Glu 372 (Accession # [P10636-8](#) (P301L)).

Predicted N-terminus: Met

Molecular Characterization



This protein carries no "tag".

The protein has a calculated MW of 13.8 kDa.

Application

THT, cell assay, drug screening and other in vitro experiment.

Endotoxin

Less than 1.0 EU per μg by the LAL method / rFC method.

Purity

>95% as determined by SDS-PAGE.

Formulation

Supplied as 0.2 μm filtered solution in PBS, pH7.4.

Contact us for customized product form or formulation.

Shipping

This product is supplied and shipped with dry ice, please inquire the shipping cost.

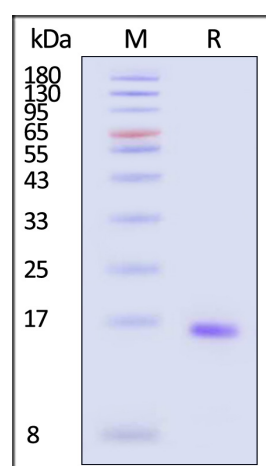
Storage

Please avoid repeated freeze-thaw cycles.

This product is stable after storage at:

- The product should be stored at -70°C or room temperature for short storage. Do not store fibrils on ice or at 4°C ;
- The unsonicated fibril is validated to be stable after storage at -70°C for 1 year under sterile conditions;
- The sonicated fibril should be stored at -70°C for not more than 8 weeks.

SDS-PAGE



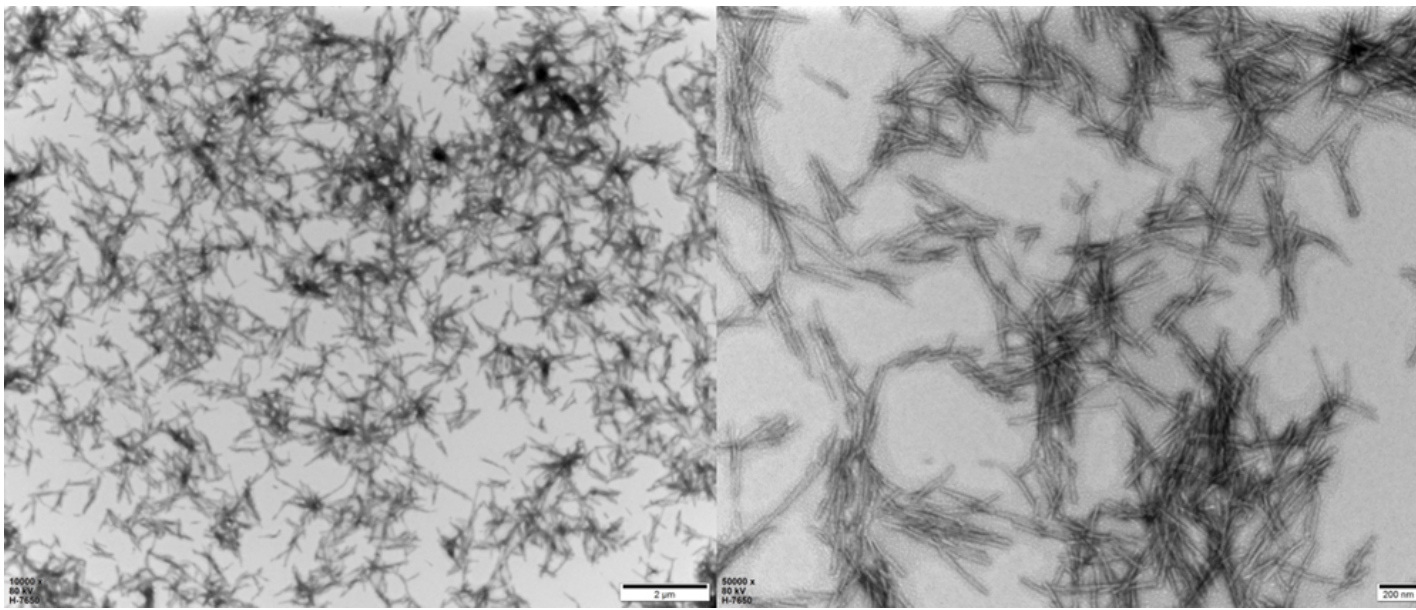
Tau-441 K18 (P301L) monomer on SDS-PAGE under reducing (R) condition.

The gel was stained overnight with Coomassie Blue. The purity of the protein is greater than 95% (With [Star Ribbon Pre-stained Protein Marker](#)).

Electron Microscope

Discounts, Gifts,
and more!





Transmission electron microscopy (TEM) of Human Tau-441 K18 (P301L) Pre-formed Fibrils Protein, Tag Free (Cat. No. TAU-H5113). Fibril structure is visible on negative stain TEM images of TAU-H5113 (Routinely tested).

Background

This gene encodes the microtubule-associated protein tau (MAPT) whose transcript undergoes complex, regulated alternative splicing, giving rise to several mRNA species. MAPT transcripts are differentially expressed in the nervous system, depending on stage of neuronal maturation and neuron type. MAPT gene mutations have been associated with several neurodegenerative disorders such as Alzheimer's disease, Pick's disease, frontotemporal dementia, cortico-basal degeneration and progressive supranuclear palsy. [provided by RefSeq, Jul 2008]

Discounts, Gifts,
and more!

