



Synonym

RP1-261G23.1,MGC70609,MVCD1,VEGFA,VPF

Source

Human VEGF110 Protein, premium grade(VE0-H5212) is expressed from human 293 cells (HEK293). It contains AA Ala 27 - Arg 136 (Accession # [NP_001165097](#)).

Predicted N-terminus: Ala 27

It is produced under our rigorous quality control system that incorporates a comprehensive set of tests including sterility and endotoxin tests. Product performance is carefully validated and tested for compatibility for cell culture use or any other applications in the early preclinical stage. When ready to transition into later clinical phases, we also offer a custom GMP protein service that tailors to your needs. We will work with you to customize and develop a GMP-grade product in accordance with your requests that also meets the requirements for raw and ancillary materials use in cell manufacturing of cell-based therapies.

Molecular Characterization

VEGF110(Ala 27 - Arg 136)
NP_001165097

This protein carries no "tag".

The protein has a calculated MW of 12.7 kDa. The protein migrates as 16-18 kDa under reducing (R) condition (SDS-PAGE) due to glycosylation.

Endotoxin

Less than 0.2 EU per µg by the LAL method / rFC method.

Sterility

Negative

Purity

>95% as determined by SDS-PAGE.

Formulation

Lyophilized from 0.22 µm filtered solution in PBS, pH7.4 with trehalose as protectant.

Contact us for customized product form or formulation.

Reconstitution

Please see Certificate of Analysis for specific instructions.

For best performance, we strongly recommend you to follow the reconstitution protocol provided in the CoA.

Storage


For long term storage, the product should be stored at lyophilized state at -20°C or lower.

Please avoid repeated freeze-thaw cycles.

This product is stable after storage at:

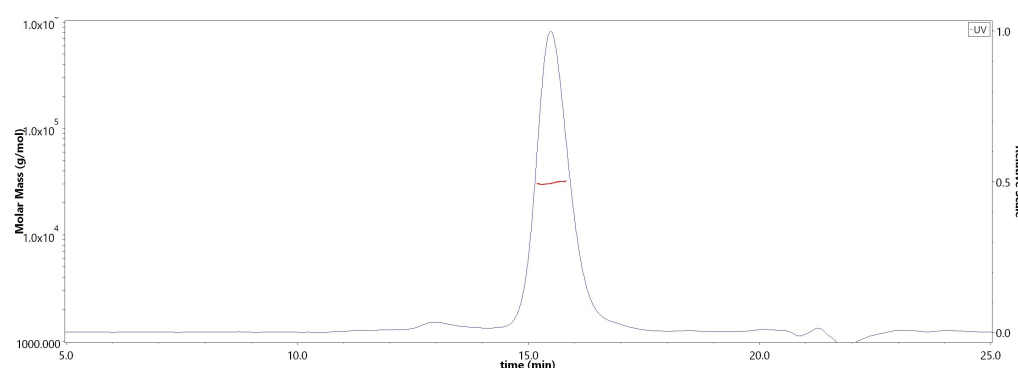
- -20°C to -70°C for 12 months in lyophilized state;
- -70°C for 3 months under sterile conditions after reconstitution.

SDS-PAGE



Human VEGF110 Protein, premium grade on SDS-PAGE under reducing (R) condition. The gel was stained with Coomassie Blue. The purity of the protein is greater than 95%.

SEC-MALS



The purity of Human VEGF110 Protein, premium grade (Cat. No. VE0-H5212) is more than 85% and the molecular weight of this protein is around 28-38 kDa verified by SEC-MALS.

[Report](#)

Bioactivity-Organoid Culture

Discounts, Gifts,
and more!





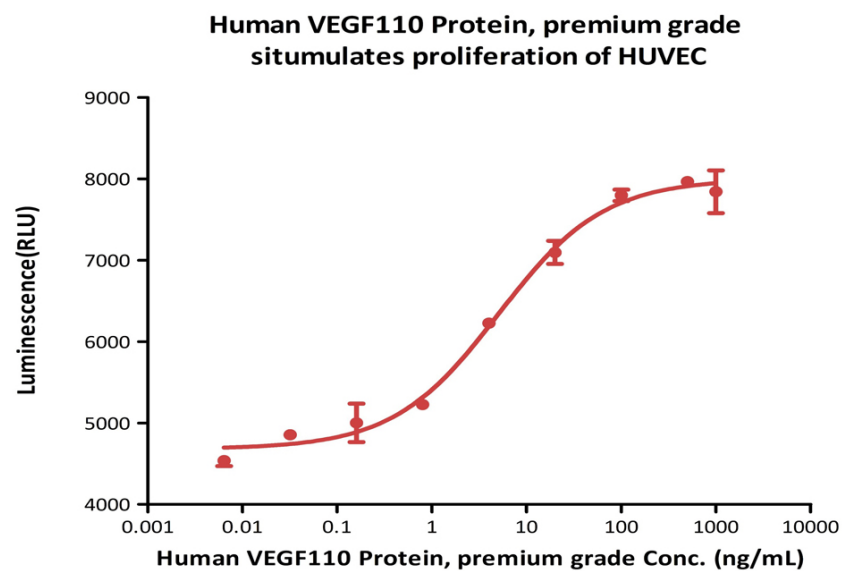
VEGF110 ORGANOID CULTURE

iPSC derived blood vessel organoids forming net-works were cultured with VEGF110 (Cat. No. VE0-H5212).

VEGF110 ORGANOID CULTURE

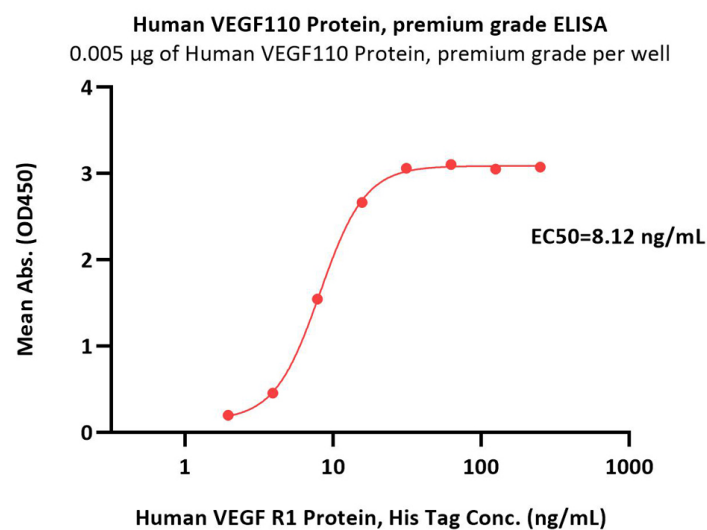
iPSC derived liver organoids forming cystic structure of bile duct were cultured with VEGF110 (Cat. No. VE0-H5212).

Bioactivity-CELL BASE



Human VEGF110 Protein, premium grade (Cat. No. VE0-H5212) stimulates proliferation of human umbilical vein endothelial cells (HUVEC). The EC50 for this effect is 5.06-11.59 ng/mL (Routinely tested).

Bioactivity-ELISA



Immobilized Human VEGF110 Protein, premium grade (Cat. No. VE0-H5212) at 0.05 µg/mL (100 µL/well) can bind Human VEGF R1 Protein, His Tag (Cat. No. VE1-H52H9) with a linear range of 2-16 ng/mL (QC tested).

Background

Vascular endothelial growth factor (VEGF), also known as vascular permeability factor (VPF) and VEGF-A, and is a member of the platelet-derived growth factor (PDGF)/vascular endothelial growth factor (VEGF) family and encodes a protein that is often found as a disulfide linked homodimer. This protein is a glycosylated mitogen that specifically acts on endothelial cells and has various effects, including mediating increased vascular permeability, inducing angiogenesis, vasculogenesis and endothelial cell growth, promoting cell migration, and inhibiting apoptosis. Alternatively spliced transcript variants, encoding either freely secreted or cell-associated isoforms, have been characterized. Alternatively spliced isoforms of 110,121,145,165,183,189 and 206 amino acids in length are expressed in humans.

Discounts, Gifts, and more!

